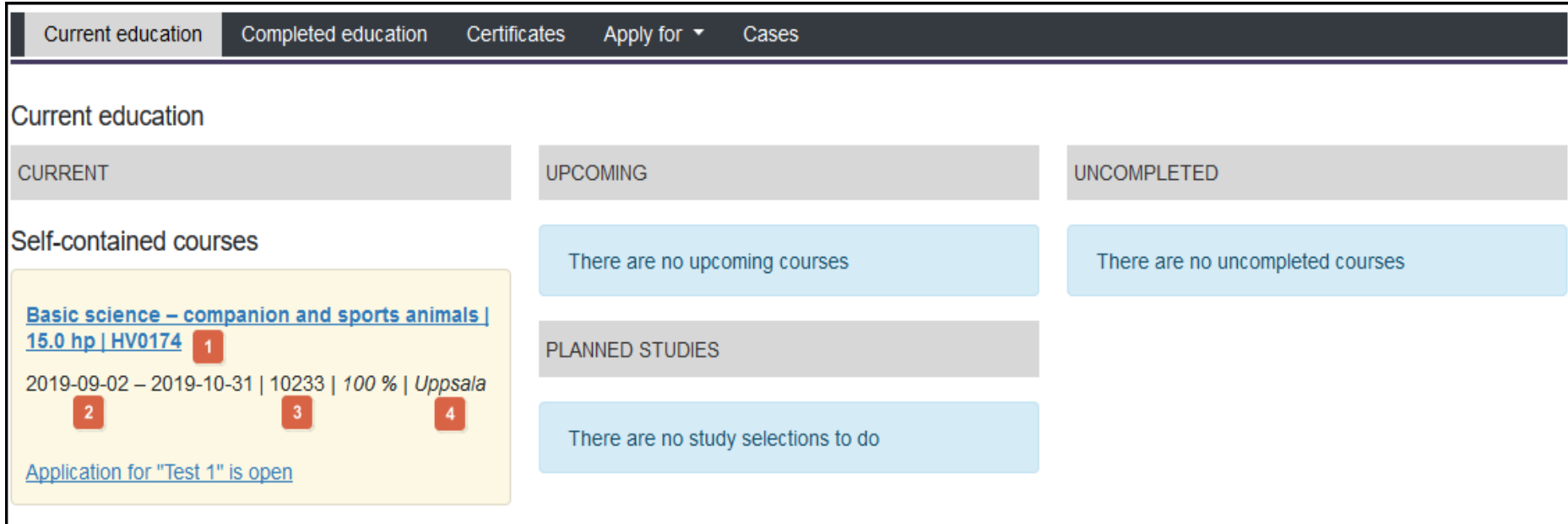


Quick reference for Ladokstudent



Current education Completed education Certificates Apply for ▾ Cases

Current education

CURRENT UPCOMING UNCOMPLETED

Self-contained courses

[Basic science – companion and sports animals | 15.0 hp | HV0174](#) **1**

2019-09-02 – 2019-10-31 | 10233 | 100 % | Uppsala

2 **3** **4**

[Application for "Test 1" is open](#)

There are no upcoming courses

There are no uncompleted courses

PLANNED STUDIES

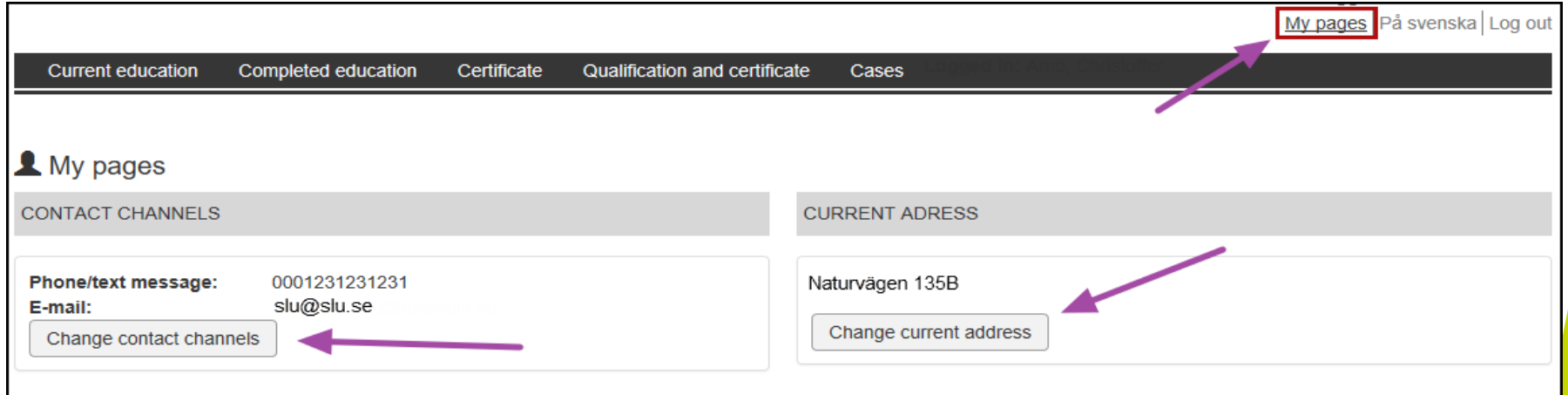
There are no study selections to do

The homepage shows the "Current education" tab.

Here you get an overview for your studies

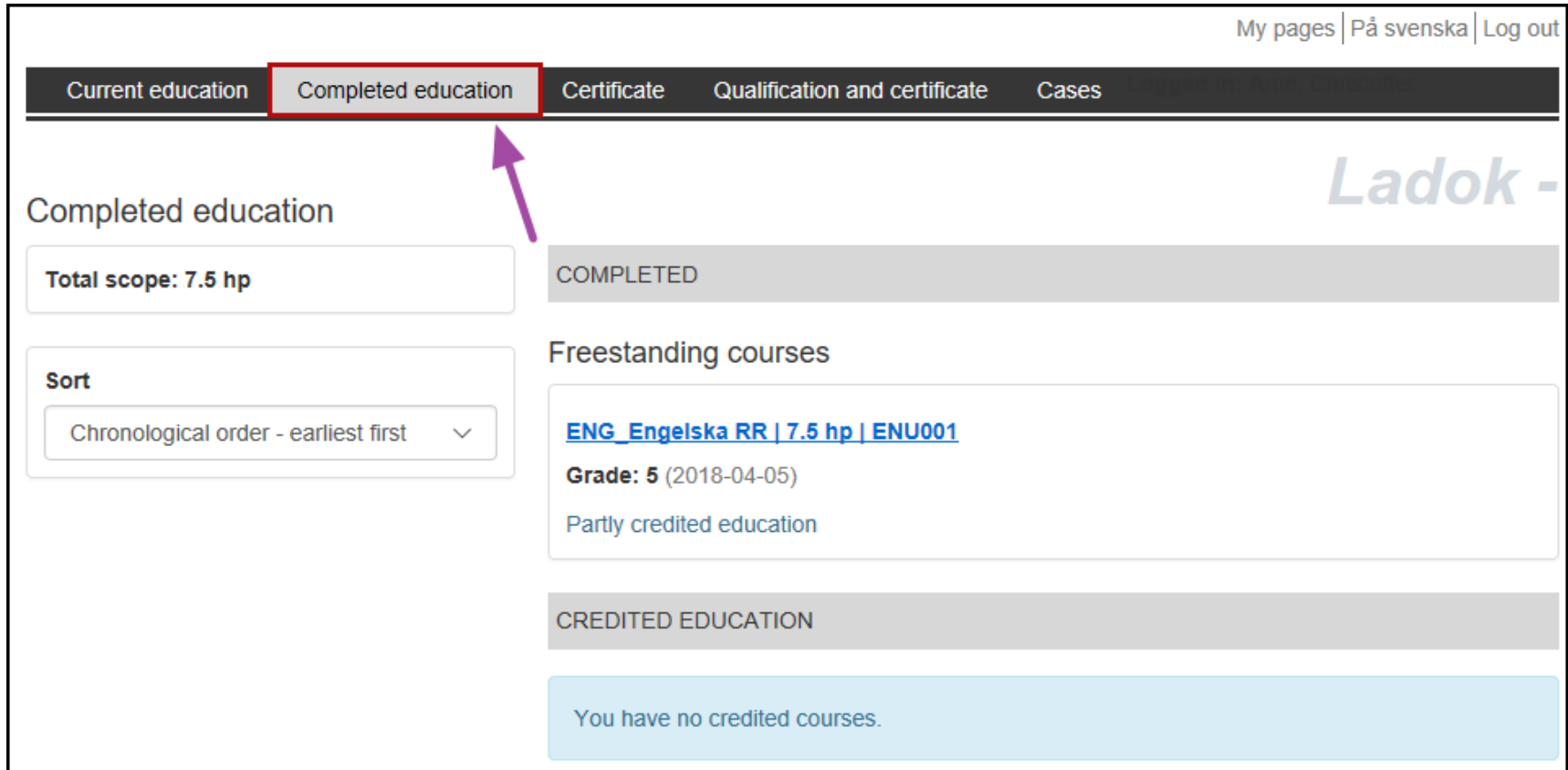
1. The course code
2. Study period
3. Instance code
4. Study venue

My page – change contact details and current address



The screenshot shows the 'My pages' interface. At the top right, the 'My pages' link is highlighted with a red box and a purple arrow. Below the navigation bar, the 'CONTACT CHANNELS' section displays 'Phone/text message: 0001231231231' and 'E-mail: sl@slu.se', with a purple arrow pointing to the 'Change contact channels' button. The 'CURRENT ADDRESS' section displays 'Naturvägen 135B' and a 'Change current address' button, also with a purple arrow pointing to it.

- In order to change contact channels of address, click on My pages
- Then click on the button



My pages | På svenska | Log out

Current education **Completed education** Certificate Qualification and certificate Cases

Completed education

Total scope: 7.5 hp

Sort

Chronological order - earliest first

COMPLETED

Freestanding courses

[ENG_Engelska RR | 7.5 hp | ENU001](#)

Grade: 5 (2018-04-05)

Partly credited education

CREDITED EDUCATION

You have no credited courses.

Click on the tab completed education

- Here you can see completed education and also results on courses
- The total scope of credits is also presented here

Exam result

Alg 2 - 3.5 hp

Grade: G (2018-04-09) ←

Examiner: Erik Boström

Code: ALG2

Examination points: 50 ←

2018-04-09 16:00 - 17:00 | Salstentamen

Place: Umeå

Location: Sal 1

Link: <http://www.sarskildabehov.se>

Other information: Ta med miniräknare

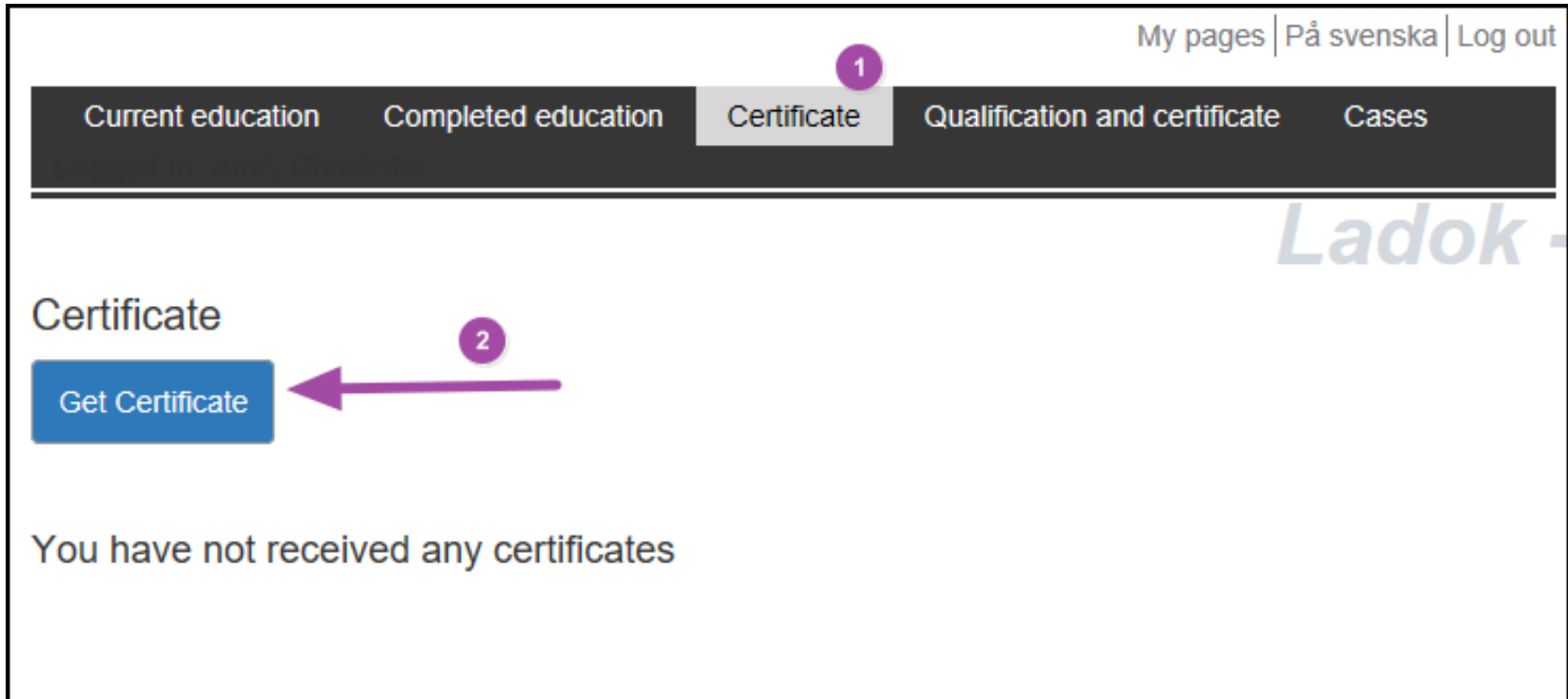
Anonymisation code: SLU-ENG-CHM

Your application is made. Your code is SLU-ENG-CHM

Application: 2018-04-09 - 2018-04-10

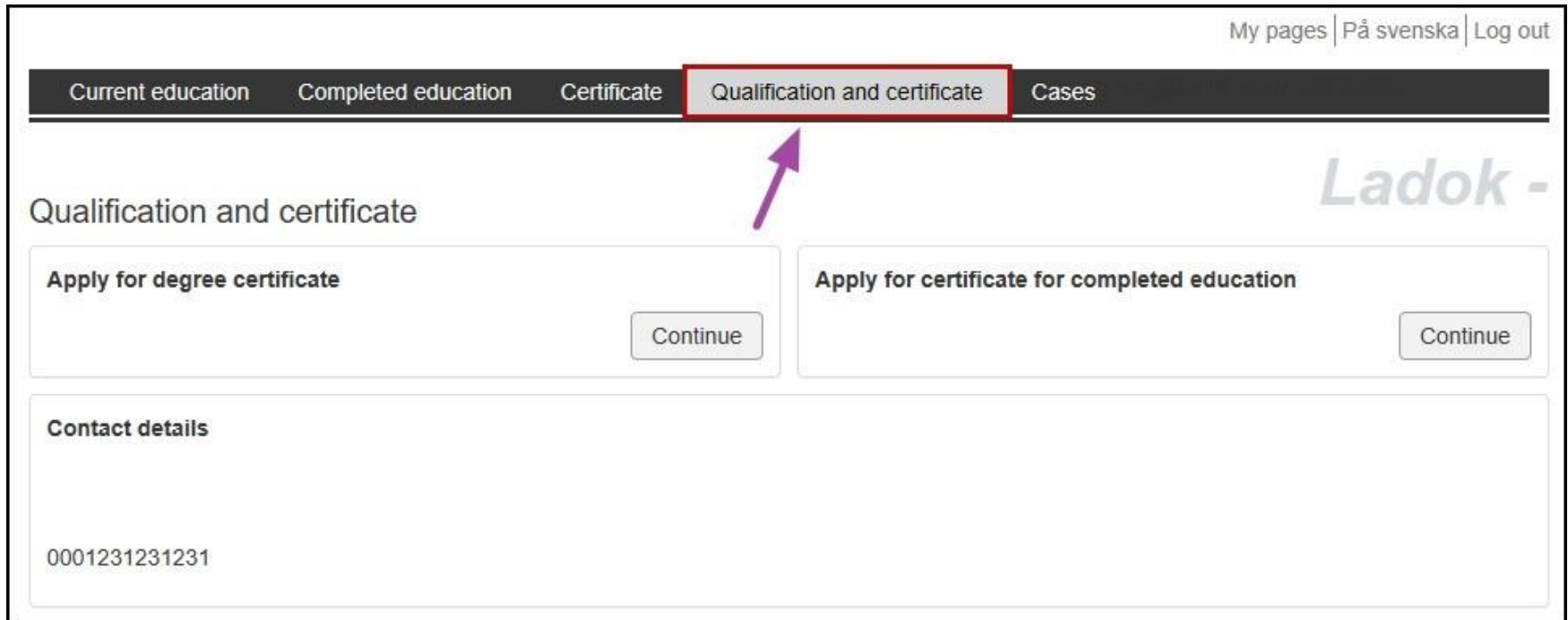
This is an example of how a result can be presented

- You can see both grade and examination points
- When either a part of the course or the whole course is completed you will get a notification. E-mail is the only alternative for notifications today, so check that you have the correct e-mail address under your profile.



The screenshot shows the Ladok system interface. At the top right, there are links for "My pages", "På svenska", and "Log out". Below this is a navigation bar with five tabs: "Current education", "Completed education", "Certificate", "Qualification and certificate", and "Cases". The "Certificate" tab is highlighted and marked with a purple circle containing the number "1". Below the navigation bar, the word "Ladok" is displayed in a large, light blue font. Underneath, the word "Certificate" is written in a smaller font. A blue button labeled "Get Certificate" is shown, with a purple arrow pointing to it from a purple circle containing the number "2". Below the button, the text "You have not received any certificates" is displayed.

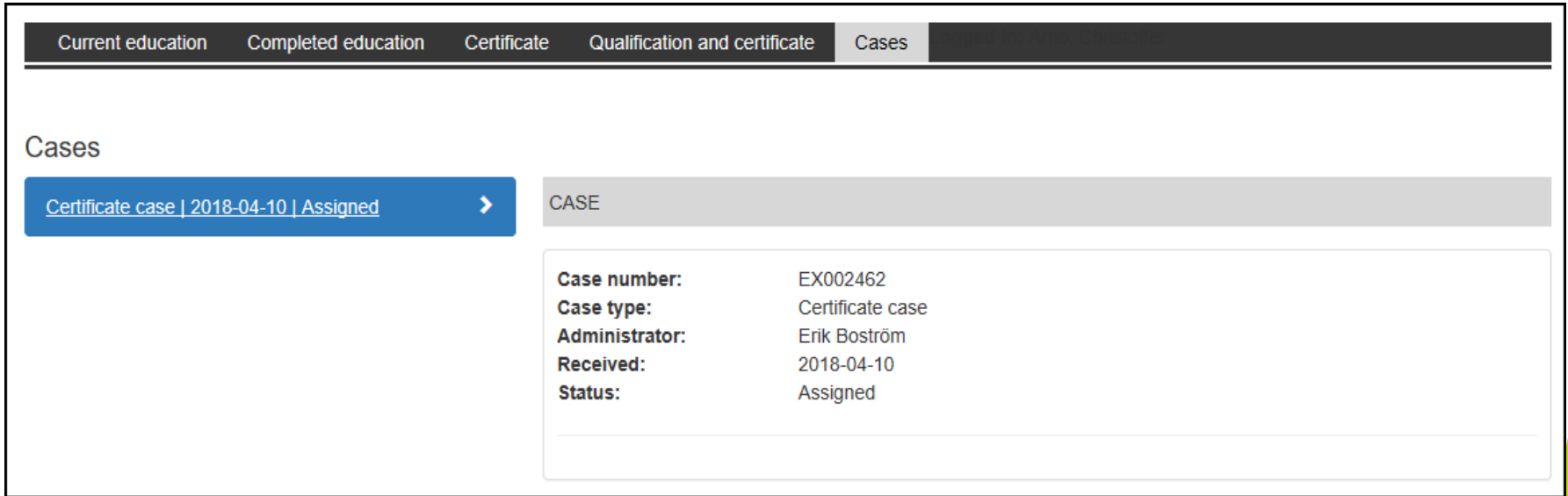
Under the certificates tab you can get the result certificates, registration certificates and a certificate of the expected participation



The screenshot shows the Ladok website interface. At the top right, there are links for "My pages", "På svenska", and "Log out". Below this is a navigation bar with five tabs: "Current education", "Completed education", "Certificate", "Qualification and certificate", and "Cases". The "Qualification and certificate" tab is highlighted with a red border and a purple arrow pointing to it. Below the navigation bar, the page title "Qualification and certificate" is displayed on the left, and the "Ladok -" logo is on the right. The main content area contains two columns of buttons. The left column has a button labeled "Apply for degree certificate" with a "Continue" button below it. The right column has a button labeled "Apply for certificate for completed education" with a "Continue" button below it. At the bottom of the page, there is a section titled "Contact details" containing the number "0001231231231".

By clicking and applying for a degree certificate or a certificate for completed education one must follow steps. See the steps below

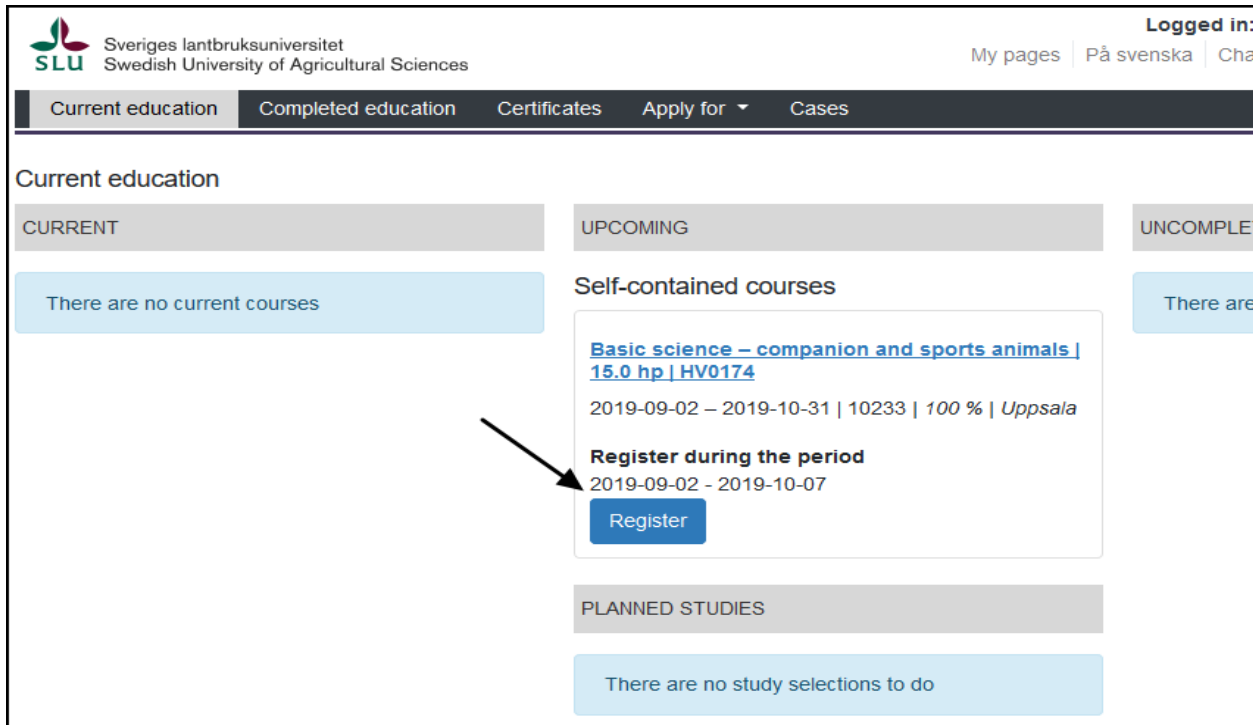
Select qualification/certificate -> Select courses -> Message -> Preview -> Acknowledgment



The screenshot shows a navigation bar with tabs: Current education, Completed education, Certificate, Qualification and certificate, and Cases. The 'Cases' tab is selected. Below the navigation bar, the word 'Cases' is displayed. A blue button with the text 'Certificate case | 2018-04-10 | Assigned' and a right-pointing arrow is visible. To the right of this button, a grey header bar contains the word 'CASE'. Below this header, a white box contains the following details:

Case number:	EX002462
Case type:	Certificate case
Administrator:	Erik Boström
Received:	2018-04-10
Status:	Assigned

- Under the Cases tab you can see your cases. In the image above we see a Certificatecase with associated Case number, Case type, Cadministrator, when it's Received and Status
- Certificate cases such as Course certificates, Degree certificate and Certificates for completed education can be initiated via Ladok Student.
- Credited education cases must be performed by a supervisor



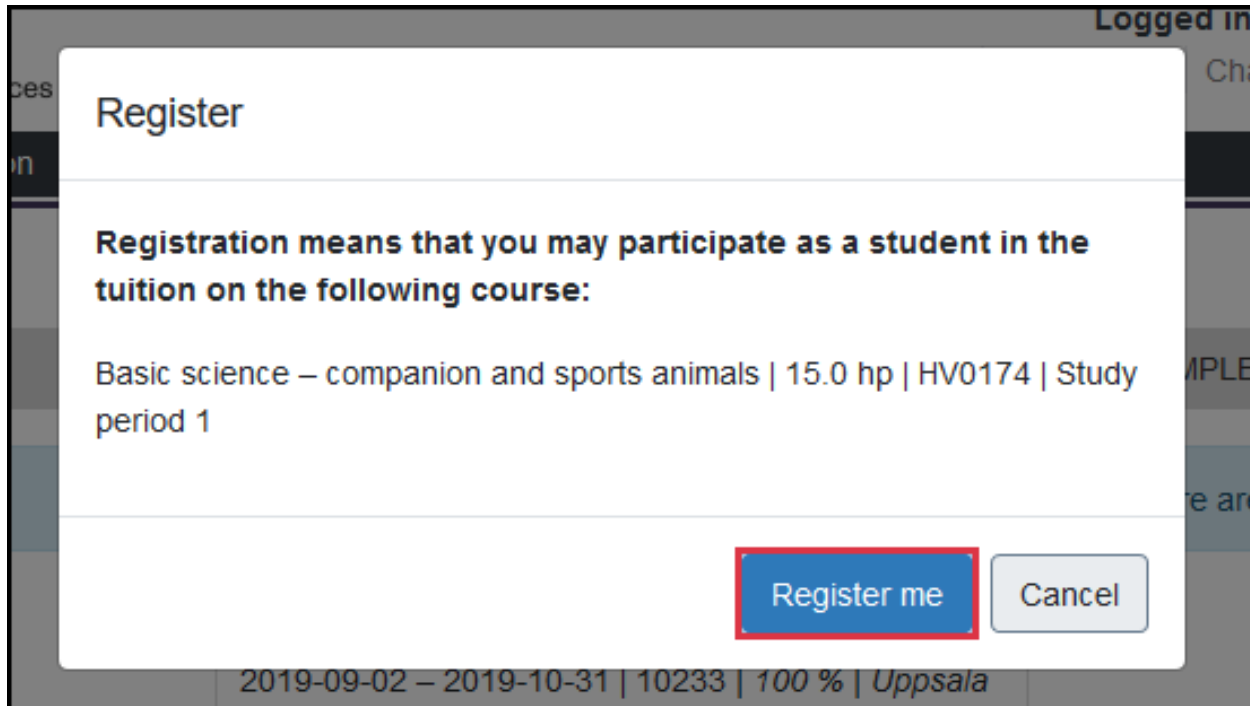
SLU Sveriges lantbruksuniversitet
Swedish University of Agricultural Sciences Logged in: My pages | På svenska | Char

Current education | Completed education | Certificates | Apply for ▾ | Cases

Current education

CURRENT	UPCOMING	UNCOMPLETED
There are no current courses	Self-contained courses Basic science – companion and sports animals 15.0 hp HV0174 2019-09-02 – 2019-10-31 10233 100 % Uppsala Register during the period 2019-09-02 - 2019-10-07 <input type="button" value="Register"/>	There are no uncompleted courses
	PLANNED STUDIES There are no study selections to do	

- On the tab Current education and under the column Upcoming, you can register on a course
- This is only possible if the course is prepared and allowing students to registrate themselves
- This is easily done by clicking on the registration button under the course



Registered in

ces

in

Register

Registration means that you may participate as a student in the tuition on the following course:

Basic science – companion and sports animals | 15.0 hp | HV0174 | Study period 1

MPLE

e are

2019-09-02 – 2019-10-31 | 10233 | 100 % | Uppsala

Registered in

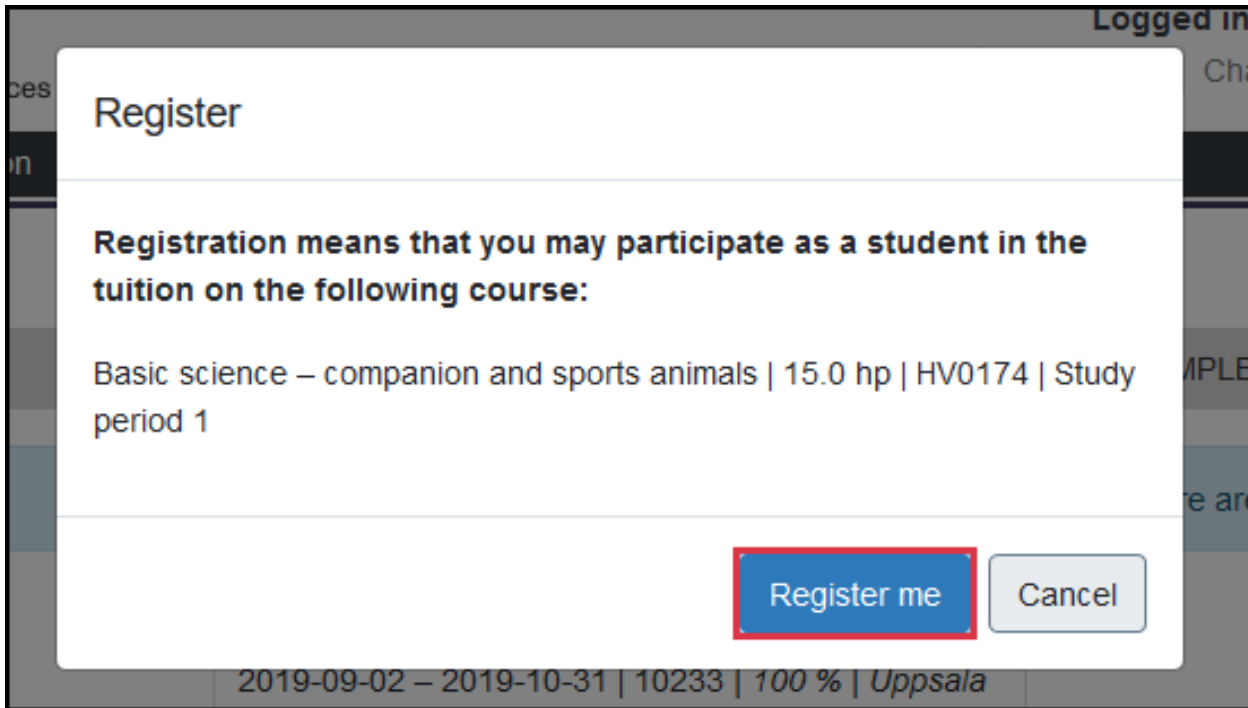
Cha

Register me

Cancel

In the next step you verify the registration by clicking on the Register me button

Registration part 2



Registered in

ces

in

Register

Registration means that you may participate as a student in the tuition on the following course:

Basic science – companion and sports animals | 15.0 hp | HV0174 | Study period 1

MPLE

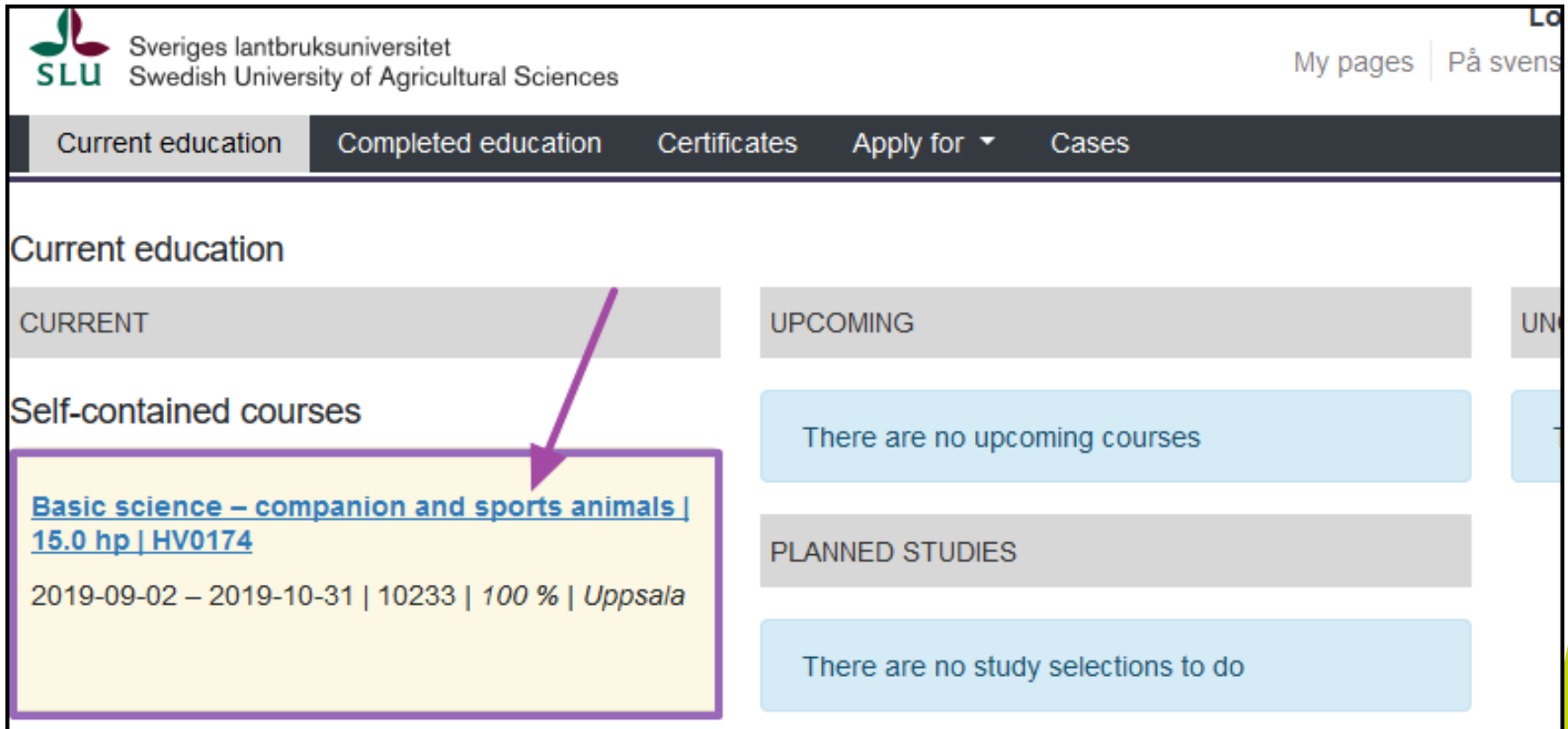
e are

2019-09-02 – 2019-10-31 | 10233 | 100 % | Uppsala

Register me Cancel

The image shows a registration dialog box with a white background and a grey border. The title is "Register". Below the title, there is a bolded instruction: "Registration means that you may participate as a student in the tuition on the following course:". Underneath, the course details are listed: "Basic science – companion and sports animals | 15.0 hp | HV0174 | Study period 1". At the bottom right, there are two buttons: "Register me" (highlighted with a red border) and "Cancel". The dialog box is overlaid on a blurred background of a web page. At the top right of the background, it says "Registered in". On the left side, there are partial words "ces" and "in". At the bottom of the dialog box, there is a footer with the text "2019-09-02 – 2019-10-31 | 10233 | 100 % | Uppsala". On the right side of the background, there are partial words "MPLE" and "e are".

In the next step you verify the registration by clicking on the Register me button



The screenshot shows the SLU registration system interface. At the top left is the SLU logo and the text "Sveriges lantbruksuniversitet Swedish University of Agricultural Sciences". At the top right are links for "My pages" and "På svens". Below this is a navigation bar with tabs: "Current education" (selected), "Completed education", "Certificates", "Apply for", and "Cases".

The main content area is titled "Current education" and is divided into three columns: "CURRENT", "UPCOMING", and "UN".

- CURRENT:** Contains a yellow box with the following text:
[Basic science – companion and sports animals | 15.0 hp | HV0174](#)
2019-09-02 – 2019-10-31 | 10233 | 100 % | Uppsala
- UPCOMING:** Contains a blue box with the text "There are no upcoming courses".
- PLANNED STUDIES:** Contains a blue box with the text "There are no study selections to do".

A purple arrow points from the "UPCOMING" column to the yellow box in the "CURRENT" column, indicating the course's movement.

The course is moved from the upcoming column to the current column when the registration is done

My pages | På svenska | Log out

Current education | Completed education | Certificate | Qualification and certificate | Cases

Current education

CURRENT | UPCOMING | UNCOMPLETED

Freestanding courses

ENG_Algebra I | 7.5 hp | 1MA004
2018-01-01 – 2018-12-31 | 12345 | 100 % | Campus based education

There is no upcoming education


Information about discontinued courses is not available right now.

PLANNED STUDIES

There are no study selections to do

Freestanding courses

ENG_Algebra II | 7.5 hp | 1MA006
2016-02-23 – 2016-03-29 | TST04 | 100 % | Campus based education
Partly credited education



In order to do a termination on a course you first click on the course under the current column

Terminate a course

My pages | På svenska | Log out

Current education | Completed education | Certificate | Qualification and certificate | Cases

ENG_Algebra I 7.5 hp 1MA004

About the session
Study period: 2018-01-01 – 2018-12-31
Code: 12345
Pace: 100 %
Type of instruction: Normal teaching
Place: Campus based education

Result >

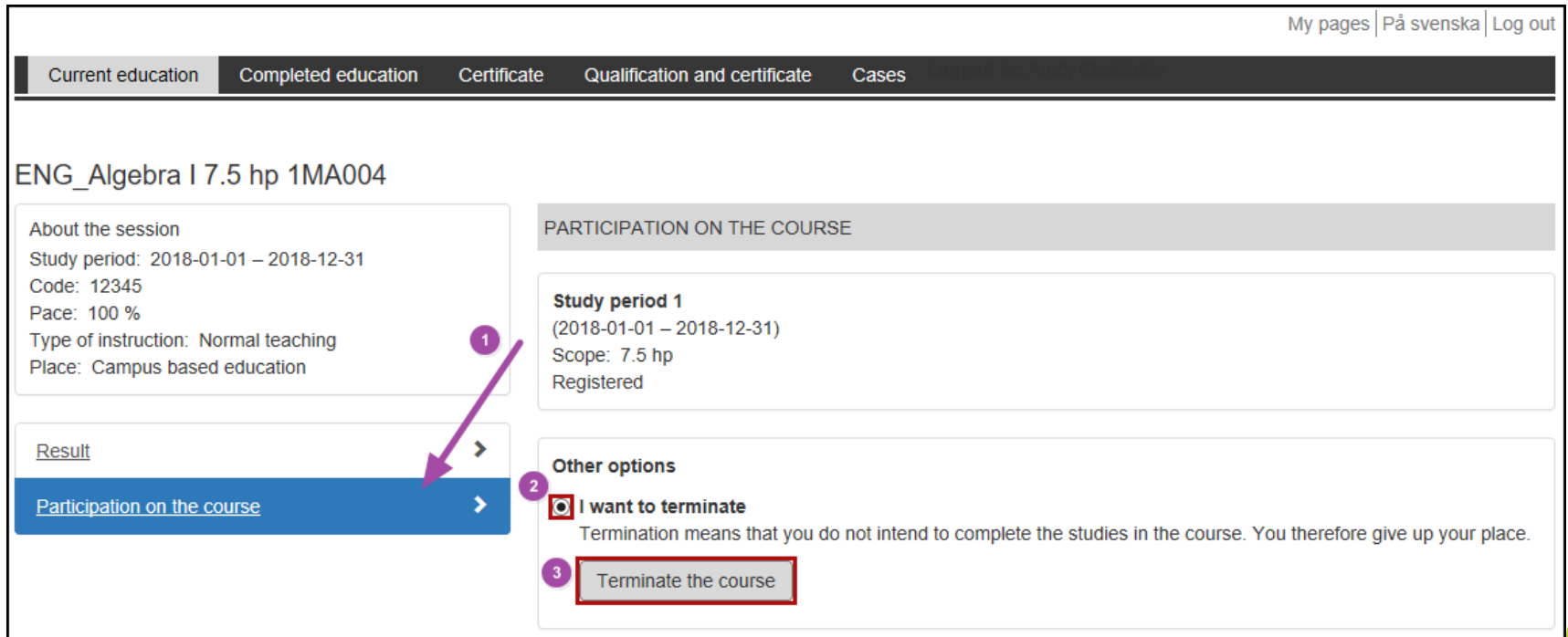
Participation on the course >

PARTICIPATION ON THE COURSE

Study period 1
(2018-01-01 – 2018-12-31)
Scope: 7.5 hp
Registered

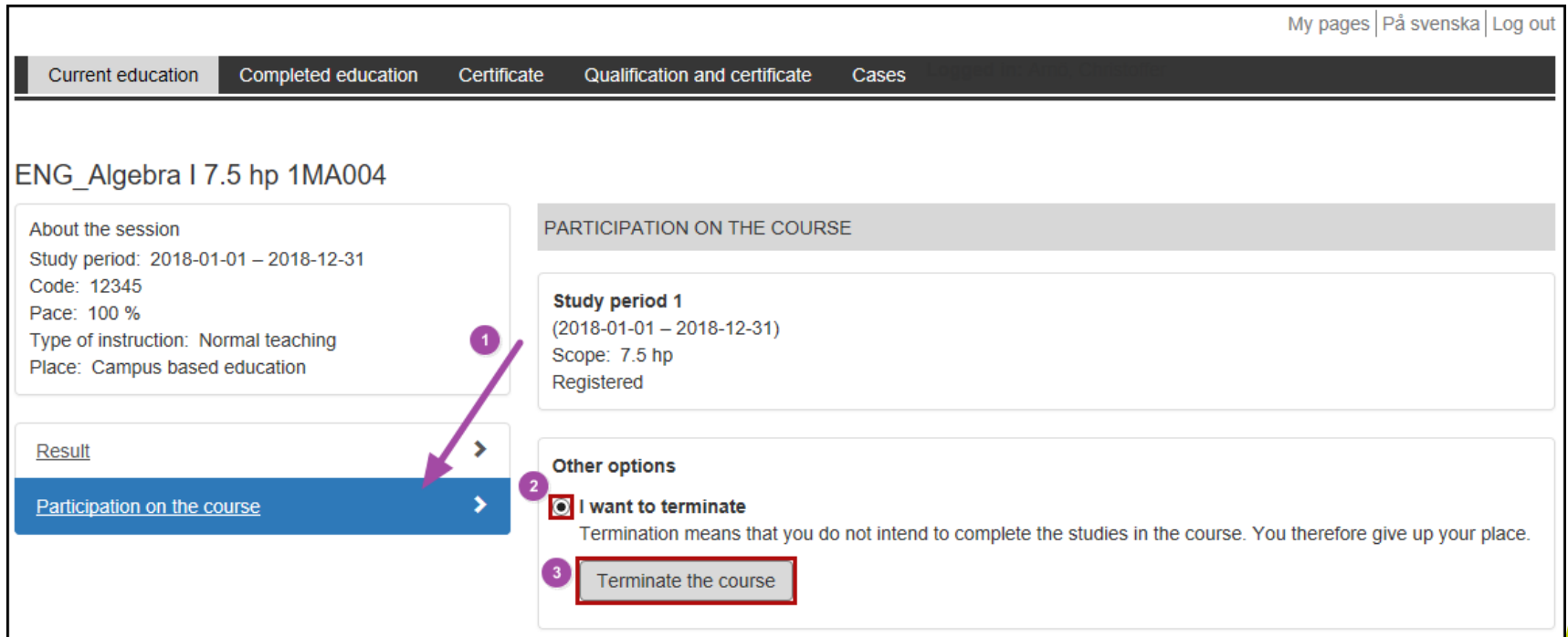
Other options

I want to terminate
Termination means that you do not intend to complete the studies in the course. You therefore give up your place.



Follow the steps on the picture above and finish by clicking on Terminate thecourse

Terminate a course part 2



The screenshot displays the SLU course management interface for the course "ENG_Algebra I 7.5 hp 1MA004". The interface includes a navigation bar with tabs for "Current education", "Completed education", "Certificate", "Qualification and certificate", and "Cases". The course details section shows "About the session" with information such as "Study period: 2018-01-01 – 2018-12-31", "Code: 12345", "Pace: 100 %", "Type of instruction: Normal teaching", and "Place: Campus based education". The "Result" section is expanded to show "Participation on the course". The "PARTICIPATION ON THE COURSE" section includes "Study period 1" (2018-01-01 – 2018-12-31) with a scope of 7.5 hp and a status of "Registered". The "Other options" section contains a checkbox labeled "I want to terminate" and a button labeled "Terminate the course". Three numbered callouts (1, 2, and 3) indicate the steps: 1 points to the "Participation on the course" link, 2 points to the "I want to terminate" checkbox, and 3 points to the "Terminate the course" button.

My pages | På svenska | Log out

Current education | Completed education | Certificate | Qualification and certificate | Cases

ENG_Algebra I 7.5 hp 1MA004

About the session
Study period: 2018-01-01 – 2018-12-31
Code: 12345
Pace: 100 %
Type of instruction: Normal teaching
Place: Campus based education

Result >

Participation on the course >

PARTICIPATION ON THE COURSE

Study period 1
(2018-01-01 – 2018-12-31)
Scope: 7.5 hp
Registered

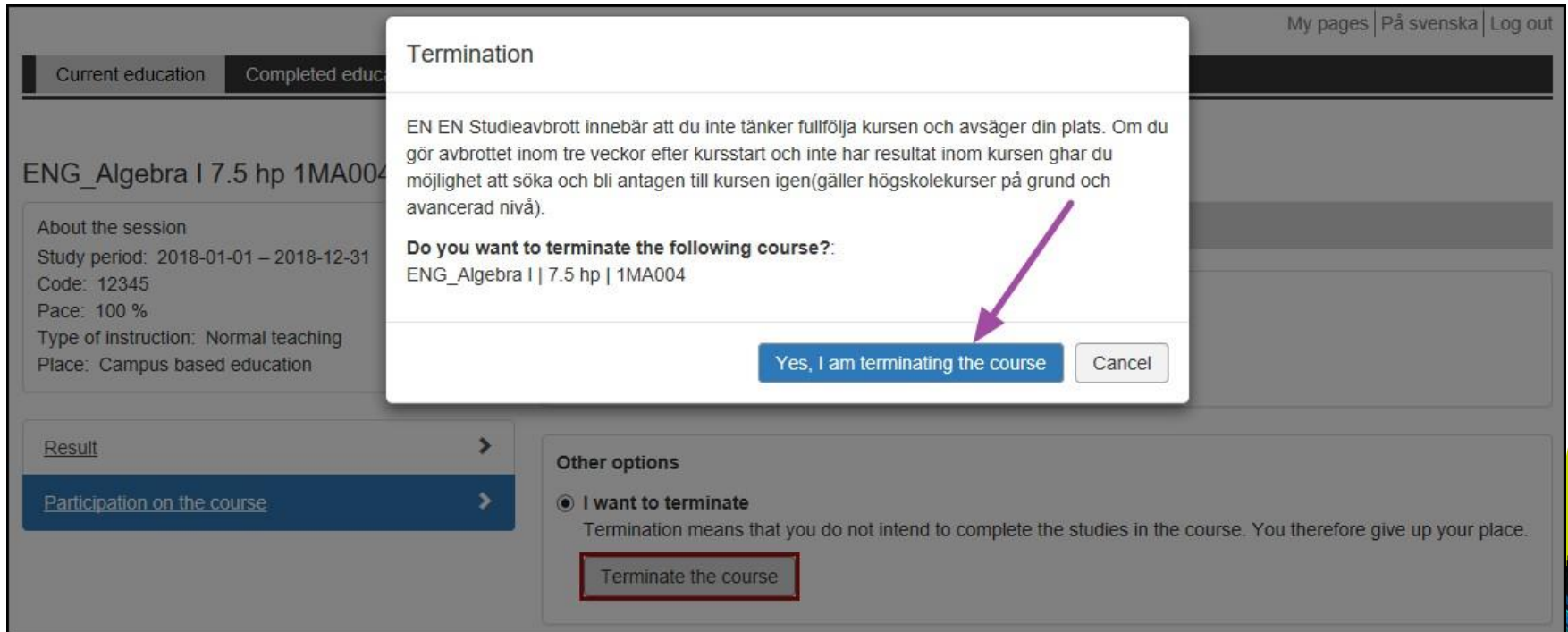
Other options

I want to terminate
Termination means that you do not intend to complete the studies in the course. You therefore give up your place.

Terminate the course

Follow the steps on the picture above and finish by clicking on Terminate thecourse

Terminate a course part 3



The screenshot shows a web interface for course management. A modal dialog box titled "Termination" is centered on the screen. The dialog contains the following text:

EN EN Studieavbrott innebär att du inte tänker fullfölja kursen och avsäger din plats. Om du gör avbrottet inom tre veckor efter kursstart och inte har resultat inom kursen ghar du möjlighet att söka och bli antagen till kursen igen(gäller högskolekurser på grund och avancerad nivå).

Do you want to terminate the following course?:
ENG_Algebra I | 7.5 hp | 1MA004

At the bottom of the dialog, there are two buttons: "Yes, I am terminating the course" (highlighted in blue) and "Cancel". A purple arrow points from the text "Do you want to terminate the following course?:" down to the "Yes, I am terminating the course" button.

In the background, the course details for "ENG_Algebra I 7.5 hp 1MA004" are visible, including the study period (2018-01-01 – 2018-12-31), code (12345), pace (100%), and type of instruction (Normal teaching). Below the dialog, the "Other options" section shows a radio button selected for "I want to terminate" and a button labeled "Terminate the course" which is highlighted with a red box.

Confirm the termination by clicking on the button that the arrow is pointing on

Terminate a course part 4

My pages | På svenska | Log out

Current education | Completed education | Certificate | Qualification and certificate | Cases

ENG_Algebra I 7.5 hp 1MA004

About the session
Study period: 2018-01-01 – 2018-12-31
Code: 12345
Pace: 100 %
Type of instruction: Normal teaching
Place: Campus based education

PARTICIPATION ON THE COURSE


Study period 1
(2018-01-01 – 2018-12-31)
Scope: 7.5 hp
Registered

[Result](#) >

[Participation on the course](#) >

You have terminated the course

Other options



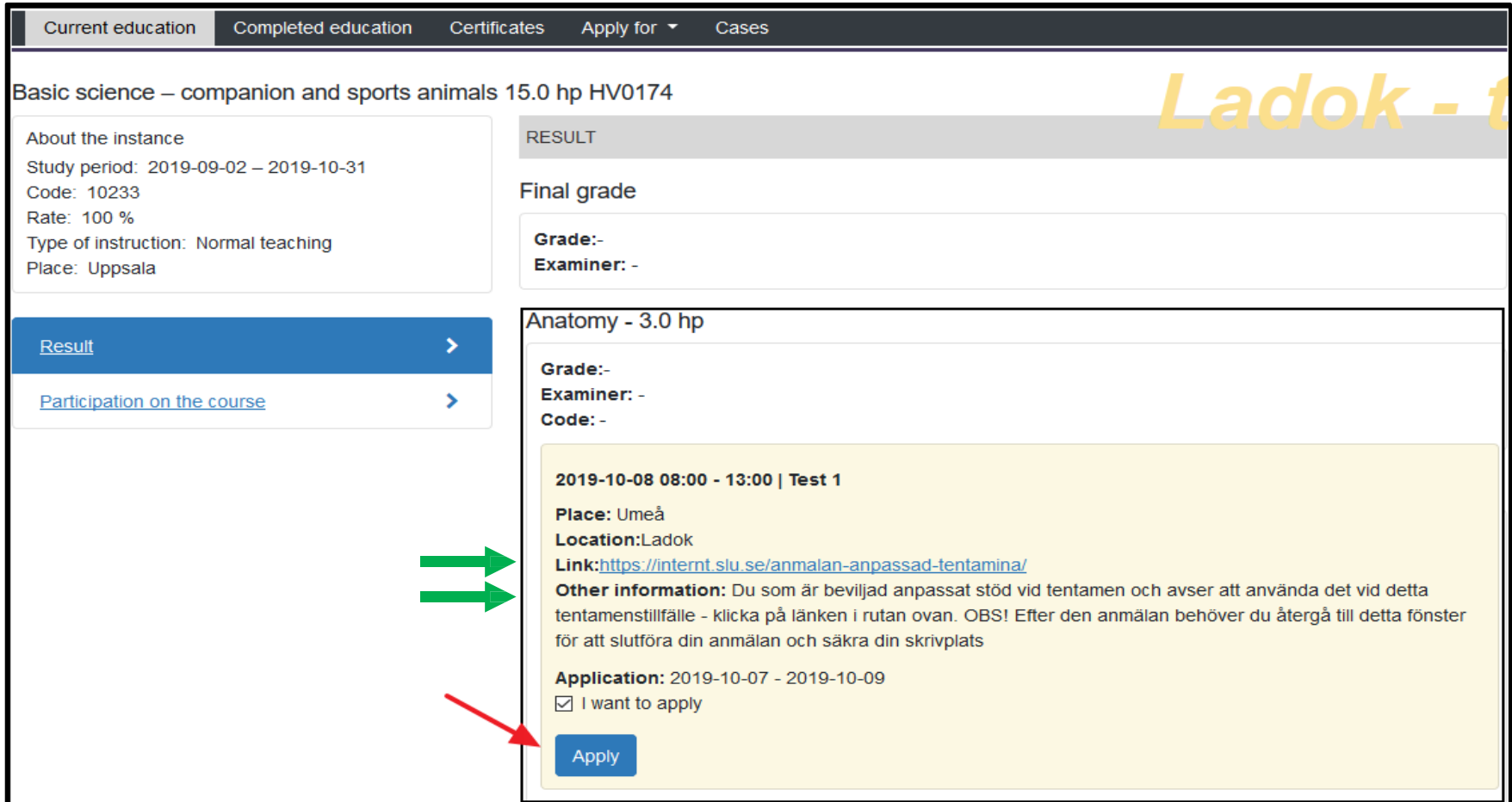
When the termination of the course has been done you will receive a confirmation on this

Current education Completed education Certificates Apply for ▾ Cases

Current education

CURRENT	UPCOMING	UNCOMPLETED
<p>Self-contained courses</p> <p>Basic science – companion and sports animals 15.0 hp HV0174</p> <p>2019-09-02 – 2019-10-31 10233 100 % Uppsala</p> <p>Application for "Test 1" is open</p>	<p>There are no upcoming courses</p>	<p>There are no uncompleted courses</p>
	<p>PLANNED STUDIES</p> <p>There are no study selections to do</p>	

You can apply for an exam if this is prepared on the course. Click where the arrow is pointing



Current education | Completed education | Certificates | Apply for ▾ | Cases

Basic science – companion and sports animals 15.0 hp HV0174

About the instance
 Study period: 2019-09-02 – 2019-10-31
 Code: 10233
 Rate: 100 %
 Type of instruction: Normal teaching
 Place: Uppsala

RESULT

Final grade

Grade:-
 Examiner: -

Anatomy - 3.0 hp

Grade:-
 Examiner: -
 Code: -

2019-10-08 08:00 - 13:00 | Test 1

Place: Umeå
 Location: Ladok
 Link: <https://internt.slu.se/anmalan-anpassad-tentamina/>
 Other information: Du som är beviljad anpassat stöd vid tentamen och avser att använda det vid detta tentamenstillfälle - klicka på länken i rutan ovan. OBS! Efter den anmälan behöver du återgå till detta fönster för att slutföra din anmälan och säkra din skrivplats

Application: 2019-10-07 - 2019-10-09
 I want to apply

Apply

- Select the blue Result tab when you've clicked in on the course
- Click on the checkbox and hit the Apply button, just like in the picture
- The link is currently only applies to students on VH- Faculty (the faculty of Veterinary Medicine and Animal Science)

Current education
Completed education
Certificates
Apply for ▾
Cases

Basic science – companion and sports animals 15.0 hp HV0174 Ladok - t

About the instance

Study period: 2019-09-02 – 2019-10-31

Code: 10233

Rate: 100 %

Type of instruction: Normal teaching

Place: Uppsala

RESULT

Final grade

Grade:-
Examiner: -

Anatomy - 3.0 hp

Grade:-
Examiner: -
Code: -

2019-10-09 08:00 - 12:57 | Test 1

Place: Umeå
Location: Ladok
Link: <https://internt.slu.se/anmalan-anpassad-tentamina/>
Other information: Du som är beviljad anpassat stöd vid tentamen och avser att använda det vid detta tentamenstillfälle - klicka på länken i rutan ovan. OBS! Efter den anmälan behöver du återgå till detta fönster för att slutföra din anmälan och säkra din skrivplats

Anonymisation code: SLU-01-0001-BHW

Your application is made. Your code is SLU-01-0001-BHW

Application: 2019-10-07 - 2019-10-09

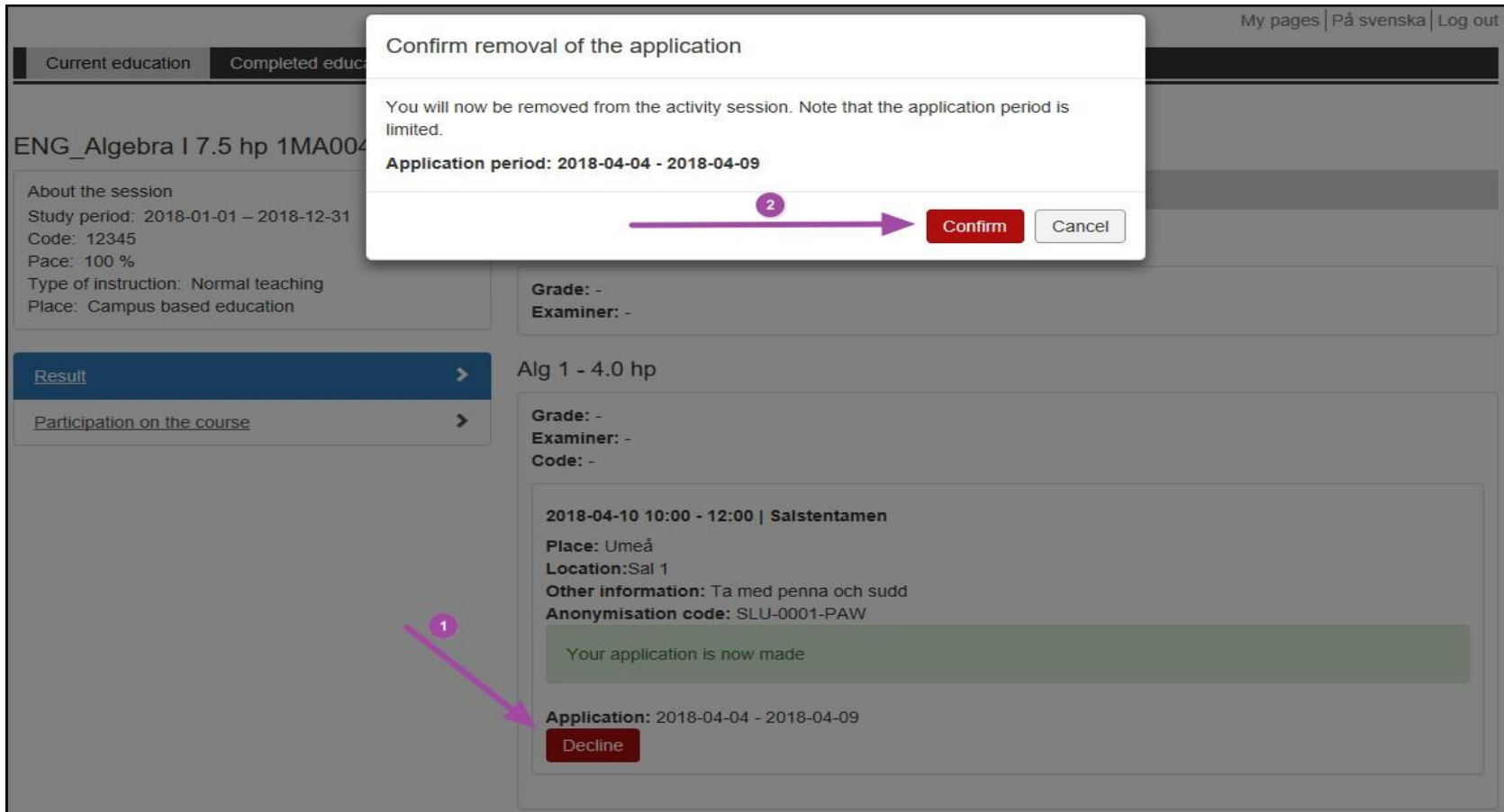
Decline

Result >

Participation on the course >

- A confirmation is given and it's possible to see the anonymisation code if this is prepared
- Now it is also possible to devline the application. Do this by hitting the red button

Decline application for exam



The screenshot shows a web interface for a course named "ENG_Algebra I 7.5 hp 1MA004". A confirmation dialog box is overlaid on the page, titled "Confirm removal of the application". The dialog contains the following text: "You will now be removed from the activity session. Note that the application period is limited." and "Application period: 2018-04-04 - 2018-04-09". At the bottom of the dialog are two buttons: "Confirm" (highlighted in red) and "Cancel". A purple arrow labeled "2" points from the dialog to the "Confirm" button. In the background, the course details are visible, including "About the session" and "Result" sections. A purple arrow labeled "1" points to the "Decline" button in the "Application: 2018-04-04 - 2018-04-09" section.

- Follow the instructions on the pictor in order to decline the application of the exam
- Finish by hitting the confirm button that pops up

Decline application for exam part 2

My pages | På svenska | Log out

Current education | **Completed education** | Certificate | Qualification and certificate | Cases

ENG_Algebra I 7.5 hp 1MA004

About the session
Study period: 2018-01-01 – 2018-12-31
Code: 12345
Pace: 100 %
Type of instruction: Normal teaching
Place: Campus based education

Result >
[Participation on the course](#) >

RESULT

Final grade

Grade: -
Examiner: -

Alg 1 - 4.0 hp

Grade: -
Examiner: -
Code: -

2018-04-10 10:00 - 12:00 | Salstentamen
Place: Umeå
Location: Sal 1
Other information: Ta med penna och sudd

Your have now declined

Application: 2018-04-04 - 2018-04-09
 I want to apply

- A confirmation is given like in the other examples