



SCIENCE AND
EDUCATION **FOR**
SUSTAINABLE
LIFE

Student support services

Per Edenhamn, Study and Career Counsellor/Coordinator of study support

Victoria Eriksson, Study and Career Counsellor/Coordinator of study support

Agenda

- Study and Career Guidance
- Support for all students
- Study support for students with disabilities
- Questions after each section



How are you today?



www.menti.com
2585 1824



Hello SLU-student!

New students find all the information about the study start on our pages for new students. Are you already studying on a programme and missed applying for your programme courses? Late application is open!

[New student](#)[Late application](#)[Log in to my study systems](#)[New student](#)[Student email](#)[Canvas](#)[Courses and programmes](#)[FAQ](#)[Study guidance](#)[Today's lunch](#)[Incident!](#)

<https://student.slu.se/en>

Student events



25 Aug –
29 Aug

[Orientation programme autumn 2025](#)

SLU organises an Orientation programme for all new international students 25-29 August.



Support for students

On this page, you can read more about student support and university life, to help you get the most out of your studies at SLU.




Support with your studies

Support with your studies

We have study and career counsellors to guide you through your time at university. If you have a disability that affects your work, you can apply for study support for students with disabilities.

The library offers course literature, study spaces, help with literature searches and academic writing, and much more. You can access support both via webpages and personalised service.

[Study and career guidance](#)[Study techniques](#) [Writing and language support](#) [Studying with a disability](#)


Study and Career Guidance

Study and Career Guidance at SLU

Your questions in focus

Have I
chosen the
right
programme?

How should I
plan my
studies?



How can I
find a job that
suits me?

How do I
reach my
goals?

Welcome to contact us



Email: studyguidance@slu.se



Phone hours: 018-67 28 00
Mondays, Wednesdays & Fridays 10.00-11.00



Book an appointment

Pop-up events

SLU Career offers

- **The Career Connect Portal** - job vacancies, internships and degree projects
- **One-to-one career guidance sessions**
- **Personal feedback** on CVs and job applications
- **Events and webinars** on career-related topics

Free support to help you explore your opportunities and plan your next steps.

<https://student.slu.se/en/study-support/slu-career/>

Questions



Support for all students at SLU

Student Health Centre

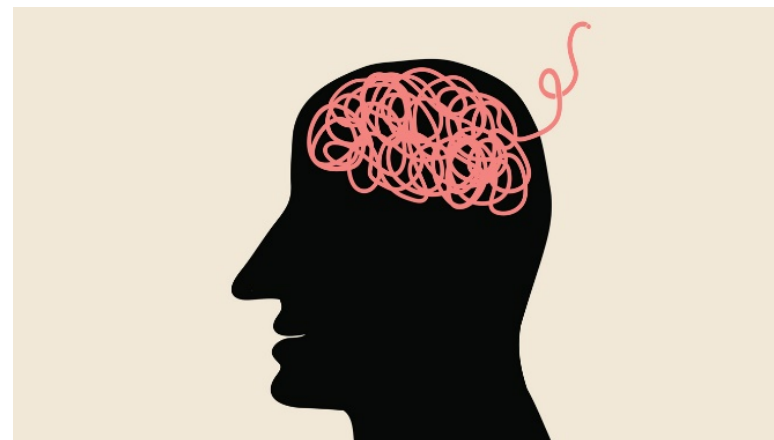
- Mental health problems that affect your ability to study
- Psychologists and counsellors
- Seminars and group activities

Alnarp: The Student Health Centre in Lund

Ultuna: The Student Health Centre in Uppsala

Umeå: The Student Health Centre in Umeå

Web-based support: <https://studenthalsa.se/en/start>



University Chaplaincy

- Multifaith. All students are welcome to take part. No need to be a “believer”
- Offer one-to-one discussion, crisis support, social activities and groups.

Alnarp: Student Chaplaincy at Lund University

Uppsala: University Chaplaincy in Uppsala

Umeå: University Chaplaincy in Umeå



Keep yourself updated!

- **Stay tuned** through the student event calendar:

<https://student.slu.se/en/>

- **Study information** - September 24 at 13:00
Save the date!



Questions




Study support for students with disabilities

Study support for students with disabilities

Long term conditions that effect your studies.

For example dyslexia, NPD (adhd, add, autism spectrum),
mental health problems, impaired mobility, impaired vision or hearing...

1. Apply for support online in Nais – enclose certificate from specialist
2. Discuss support with a coordinator at your campus
3. Decision on support and adaptations in Nais



Adaptations and support

- Adapted examinations (extra time, smaller group, write on computer)
- Adapted course elements
- Note-taking assistance
- Mentor
- Reading and writing support (SLU Library)
- Adapted furniture/equipment



More information about study support for students with disabilities

- Information: <https://student.slu.se/ability>
- E-mail: ability@slu.se



Questions



Last but not least...
Enjoy your time at SLU