

# IT @ SLU

Oskar Andersson, IT Servicedesk

# Welcome to IT at SLU

Welcome to SLU! This guide will help you get started with IT services.

## Topics:

- User account & Password
- Student computers
- File Storage & VPN Access
- Email, Printing & WiFi
- Support & useful links

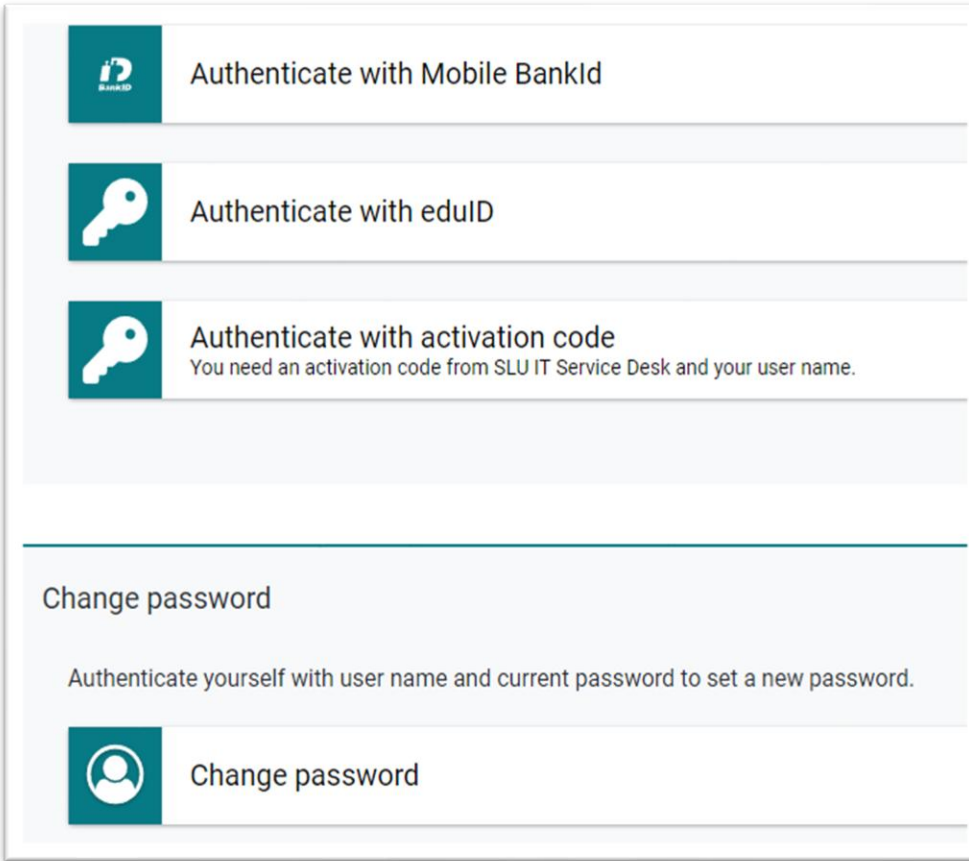
# Your SLU user account

- The account is created automatically before your studies begin.
- Username format: 2 letters from your first and last name+ 4 digits (e.g., Oskar Andersson = oronXXXX)
- Your account grants you access to: Email, student web, computers, printing, WiFi, etc.



# Password & login

- Change password at: <https://idportal.slu.se>
- Sign in with your existing SLU account, Swedish bank ID or eduID
- You can also change your password when signed in to our campus computers.
- To setup eduID: visit [eduid.se](https://eduid.se)



The screenshot shows a login and password management interface. It features three authentication options at the top: 'Authenticate with Mobile BankId' (with a BankID logo), 'Authenticate with eduID' (with a key icon), and 'Authenticate with activation code' (with a key icon and a note about needing a code from the SLU IT Service Desk). Below these is a 'Change password' section with a heading, a descriptive sentence, and a 'Change password' button with a user icon.

Authenticate with Mobile BankId

Authenticate with eduID

Authenticate with activation code  
You need an activation code from SLU IT Service Desk and your user name.

Change password

Authenticate yourself with user name and current password to set a new password.

Change password



# Using SLU Computers

- Available in libraries, computer labs, group rooms and lecture halls.
- Access usually follows building opening hours
- Pass card needed for evenings/weekends.
- Software in the computer labs varies by course needs



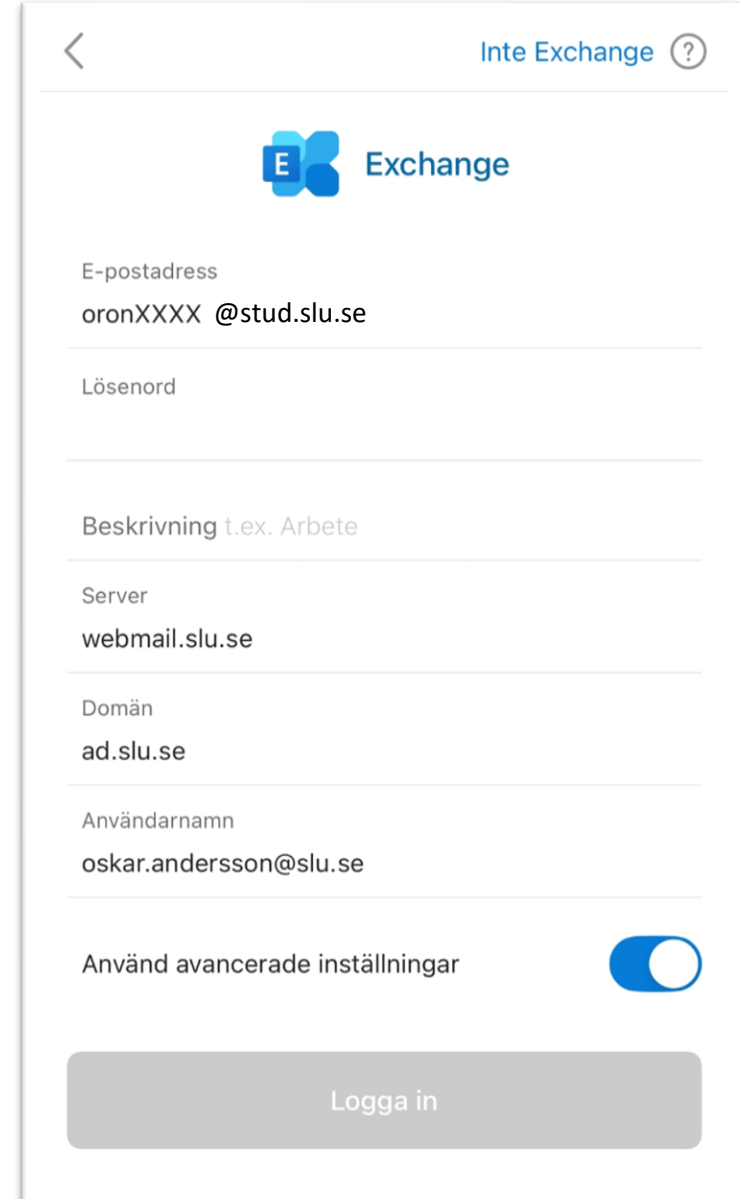
# Files & Storage on SLU computers

- "Documents" folder is backed up hourly for up to 1 year.
- Accessible on all SLU public computers, and from home via VPN
- Folder Paths:
  - Uppsala: \\storage-ua.slu.se\student\$\yourID
  - Alnarp: \\storage-al.slu.se\student\$\yourID
  - Umeå: \\storage-um.slu.se\student\$\yourID




# Email Access

- Webmail: <https://webmail.slu.se>
- Address format: [yourID@stud.slu.se](#)
- Access your mail via the Outlook app
- App settings:
  - Mailbox type: Microsoft Exchange
  - Server: webmail.slu.se
  - Domain: ad.slu.se
  - SSL: Yes



< Inte Exchange ?

 Exchange

E-postadress  
oronXXXX @stud.slu.se

Lösenord

Beskrivning t.ex. Arbete

Server  
webmail.slu.se

Domän  
ad.slu.se

Användarnamn  
oskar.andersson@slu.se

Använd avancerade inställningar ☒

Logga in

# Printing, Copying & Scanning

- Eduprint system available on all campuses
- EduPrint.slu.se
- Add money via DIBS/Nets on the EduPrint portal (Credit/Debit Card needed)
- Collect your prints with your access card
- Guides: <https://student.slu.se/en/study-support/it-support/printing/printers-and-copiers/>





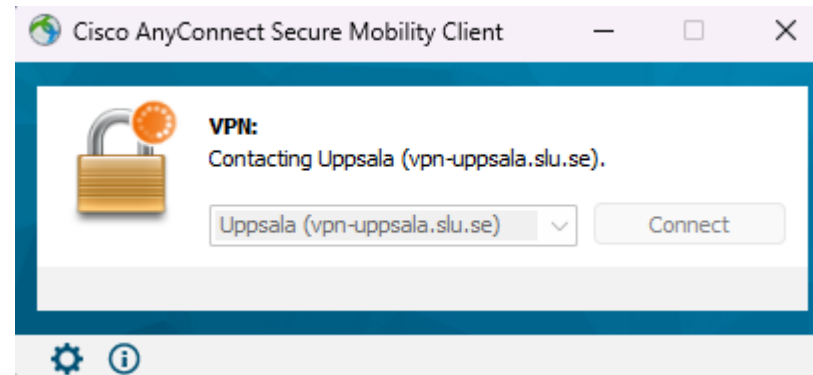
# WiFi

- SLU-Wifi: Available on SLU campuses.
- Eduroam: available on SLU and other universities
- Guides: (insert link to self-service portal)



# VPN – Access to SLU services from home

- Needed for library services and file access from outside SLU
- Get started at <https://vpn.slu.se>





## Useful Links:

- Student portal: <https://student.slu.se>
- Webmail: <https://webmail.slu.se>
- IT Support (and guides): <https://support.slu.se>
- Eduprint: <https://eduprint.slu.se>
- IdPortal: <https://idportal.slu.se>
- Software library: <https://student.slu.se/en/study-support/it-support/support/computer-software>



# IT Support


- Part of the IT Department
- Available at all three main SLU campuses (plus 2 smaller locations)
- Serving 5000+ students and 3000+ employees. Libraries, lecture halls and other public areas.
- Provides public computer rooms, printers and other IT services.





# What IT Support Offers

- Public computers & printers
- SLU WiFi access help
- Login & Password assistance
- Application support
- And a lot more!
- **Note:** We don't support your private devices but can advise.





# How do i get help?

1. Email: [support@slu.se](mailto:support@slu.se)
2. Phone: +46 (0) 18-67 6600
3. Self service portal: <https://support.slu.se>
4. Visit us:
  - a) Alnarp: Tornhuset
  - b) Uppsala: Ulls Hus (Service center)
  - c) Umeå: IT-Department, 5th floor

# Good luck & welcome!

Enjoy your studies at SLU!

Reach out if you have any IT-Related questions.